

# G-AC063

## Technical specifications



### Operating mode:

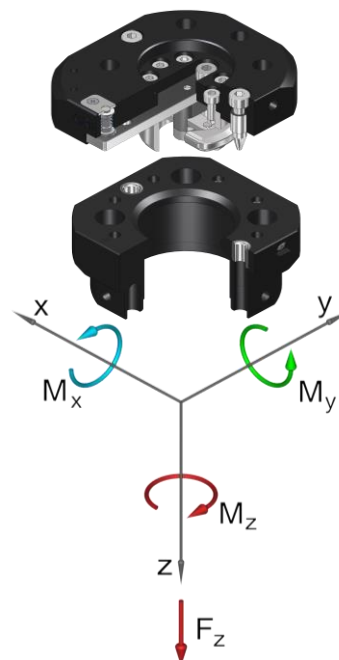
The upper assembly (1) and lower assembly (2) are automatically locked and unlocked by the robot's traverse path onto the tray.

### Advantages:

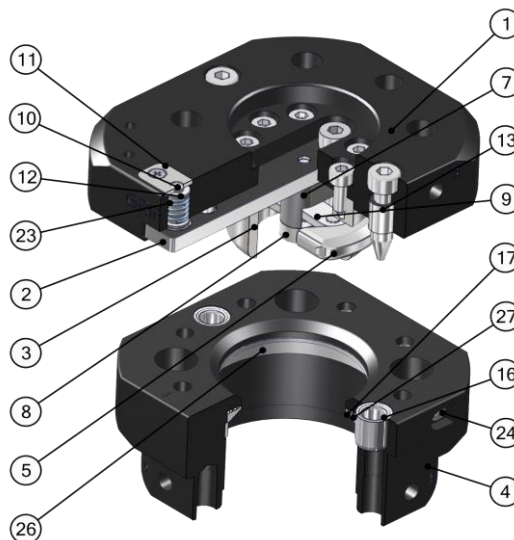
- Semi-automatic tool changing system
- No external locking and unlocking energy required
- Self-locking, secured locking mechanism
- Withstands high loads with low dead weight
- High repeat accuracy +/- 0.02 mm
- Withstands over 1.000.000 changing cycles
- Optional connection of an energy feed-through **SEK** for electrical ducts
- Six integrated pneumatic ducts
- Interface according to DIN EN ISO 9409-1
- Optional interlock sensing via inductive sensor technology

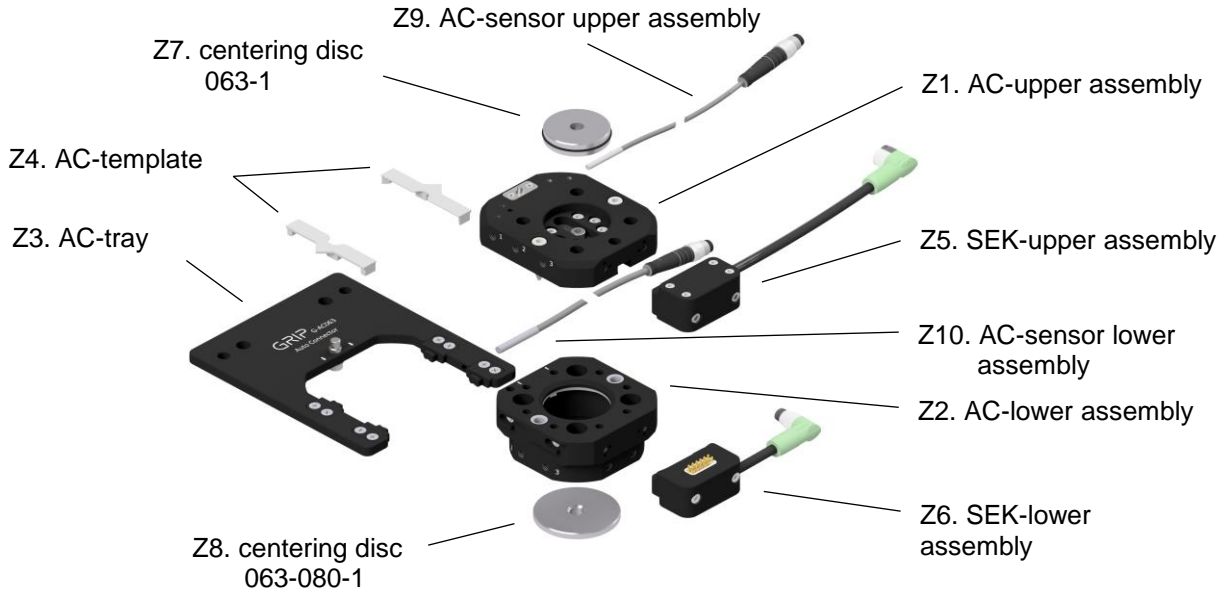


Technical specifications		AC063
Basic material		Al, anod.
Length x width x height [mm]		74 x 63 x 44
Pitch circle diameter [mm]		50
Repeat accuracy +/- [mm]		0,02
Tension Fz [N]		1875
Compression -Fz [kN]		65
Torsion Mz [Nm]		69
Bending Mx, My [Nm]		59
Mass [kg]	upper assembly	0,24
	lower assembly	0,15
Recommended load [kg]		15* / 20**
Locking stroke VH [mm]		1,5
Locking force VF [N]		30 - 100
Pneumatic ducts	connection	6 x M5
	cross section A per P [mm²]	12,57
	max. pressure p [bar]	-1 bis 8
* This guideline applies to the following assumptions: Acceleration: 10 m/s², gravity distance: 100 mm, double safety		
** This guideline applies to the following assumptions: Acceleration: 5 m/s², gravity distance: 100 mm, double safety		

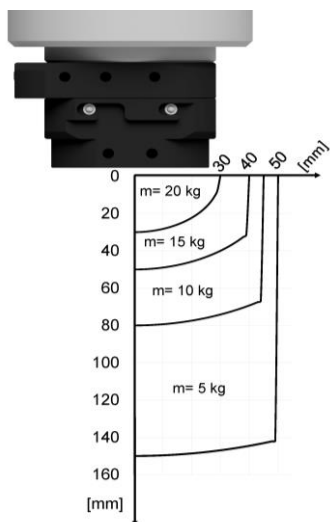


Pos.	Description	Pos.	Description
1	Upper assembly	11	Spring cover
2	Slider	12	Spring seat
3	Tappet	13	Positioning pin
4	Lower assembly	16	Drill bushing
5	Jaw 1	17	Locking ring
7	Carrier	23	Spring
8	Connecting link (slider)	24	Spring plunger
9	Connecting link (jaws)	26	Circlip
10	Locking pin	27	O-ring





Pos.	Auto Connector Ø63, drilled acc. to ISO...	
Z1.	G-AC063-2OEP	upper assembly, E-Mount, 6 pneumatic ducts, Al, anodized
Z2.	G-AC063-2UEP	lower assembly, E-Mount, 6 pneumatic ducts, Al, anodized
Pos.	Accessory	
Z3.	G-AC063-A1-01	tray for AC063, single, Al, anodized
Z4.	ZG-AC063-A1-S1	programming-template 063 (2x)
Z5.	G-SEK100-O-1FE12-300-M8	energy feed-through, upper assembly, M8 angle bush, 8 poles
Z6.	G-SEK100-U-1FE12-40-M8	energy feed-through, lower assembly, M8 angle plug, 8 poles
Z7.	G-ZS063-1	centering disc
Z8.	G-ZS063-080-1	centering disc
Z9.	ZG-AC-IN1-150-M8	inductive sensor, M8 plug, 3 poles, cable l = 150 mm
Z10.	ZG-AC-IN2-300-M8	inductive sensor, M8 plug, 3 poles, cable l = 300 mm
	ZG-AC063-IN2-SF1	sensor screw M2
	ZG-AC063-DP	tray extension
Pos.	Spare and wear parts	
23	EG-AC063-DF01	spring
25	EG-AC063-DS	gasket kit (8 x O-ring)
36;37	EG-AC063-A1-A-S01	AC063 supporting pieces (4x)



**AC063 payload**  
 payload as a function of  
 center of mass distance